

TOUCHBeauty

NAIL DRYER

TB-2130

INSTRUCTION MANUAL

Safety Instructions:

To ensure proper operation of this device, please read this instruction manual carefully before using the device and keep it for further reference.

⚠ WARNING

- The following persons should not use this device: pregnant women or while nursing; persons with light sensitivity; persons with open wounds, chapped or swollen skin in the area of use; persons with other skin conditions.
- Please verify the device before you start using it. Do not use this device if you detect any damage or malfunction.
- Do not look directly at the light source to avoid eye discomfort.
- Immediately discontinue use and consult a doctor if you feel any discomfort during or after use.
- Do not attempt to disassemble the device by yourself to prevent accidents.

⚠ CAUTION

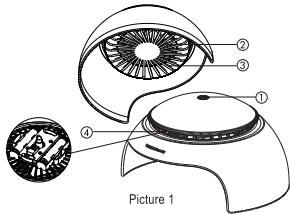
- Keep the device out of reach of children.
- Regularly clean the device to extend its lifetime.
- This device is battery-operated. If you do not intend to use the appliance for a long time, please remove the batteries.

Device Specifications:

- Name: Nail Dryer
- Model No.: TB-2130
- Power: 3V $\frac{1}{1W}$
- Type of Battery: AAA x 2 (Not Included)
- Executive Standard: Q/XM1012-2020

Device Description:

- ① Pressing Power Button
- ② Air Vents
- ③ Illuminating Light
- ④ Battery Compartment




Picture 1

How to Use the Device:

To ensure the correct operation of this device, please read the instructions carefully before use.

- ※ The battery lasts for approximately 2 hours.
- ※ Remove the top pressing power button and insert 2 AAA batteries into the battery compartment, making sure to align the positive and negative polarities correctly. (Picture 2)



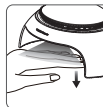
Picture 2

Using Tips

- While using the appliance, slightly adjust your fingers or toes to dry nail polish evenly on the front and sides of the nails.
- Do not apply a thick nail polish layer. Nail polish does not dry well when the coat is too thick.

Instructions for Use

- Gently press the top pressing power button to switch on the air-drying manicure mode. (Picture 3)
- Place your fingernails or toenails flat under the air vents. Ensure your fingers are well-positioned.
- After use, remove your fingers from the device and press the power button to switch off the device.



Picture 3

Cleaning & Maintenance:

- Make sure the device is turned off before you start cleaning.
- Do not immerse the device in water.
- Clean the device surface with a dry or slightly wet clean cloth.
- Never use lubricants, detergents, polishing agents, or air fresheners on this device.

Storage:

Do not leave the device in a wet or humid place. If you do not intend to use the device for an extended period of time, remove the batteries and store the device properly.

Recycling:

Batteries may contain substances harmful to the environment. Before disposing of this device, remove the batteries. Do not dispose of this device and batteries together with the domestic waste. Instead, hand them over to an official recycling point to contribute to environmental protection.

Warranty & Support:

1. Troubleshooting

Problem	Possible Cause	Solution
The device is not working normally.	The battery is low or out of power. Batteries are installed incorrectly.	Replace the battery. Remove the batteries and install correctly as guided.
Other problems.		Contact your local dealer.

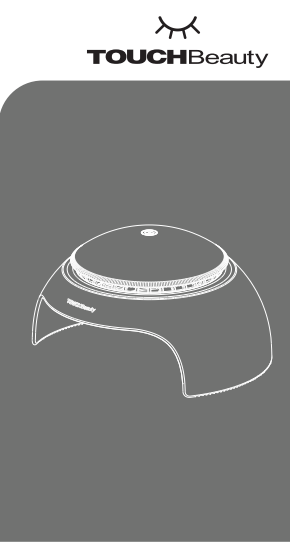
Note: If the device still does not work properly after using the above solutions, please stop using the device and contact your local dealer.

2. After-Sales Service

Please visit our website www.touchbeauty.com or contact our customer service team customer@touchbeauty.com if you need to learn about our products or if you need any information. You can also contact an affiliate dealer in your country.

MANUFACTURER: TOUCHBEAUTY BEAUTY & HEALTH (SHENZHEN) CO., LTD

ADDRESS: 29/F, Block B, Tiley Central Plaza, No.195 Haide 3rd Road, Nanshan District, Shenzhen, China



TOUCHBeauty

烘甲器

TB-2130

使用说明书

注意事项:

使用本产品之前, 请仔细阅读本使用说明书, 并妥善保管以备日后参考。

⚠ 警告

- 存在以下情况者请勿使用: 处在怀孕期或哺乳期者; 对光过敏者; 护理区域存在伤口、炎症、肿块者等。
- 使用前请确认产品有无破损或损坏的情况, 如有出现请勿使用。
- 请勿直视光源, 避免对眼睛造成损伤。
- 使用中感觉肌肤或身体有任何不适, 请立即停止使用, 并咨询医生。
- 请勿自行拆解本产品, 以免发生意外。

⚠ 注意

- 请把产品放置在儿童触及不到的地方。
- 定期清洁本产品, 以延长其使用寿命。
- 本产品采用的是电池供电, 产品若长时间不用, 请将电池取出。

产品规格:

- 产品名称: 烘甲器
- 产品型号: TB-2130
- 额定电压/功率: 3V $\frac{1}{1W}$
- 电池类型: AAA 1.5V x 2 (不含电池)
- 执行标准: Q/XM1012-2020

产品描述:

- ① 按压开关
- ② 通风口
- ③ 照明灯
- ④ 电池槽

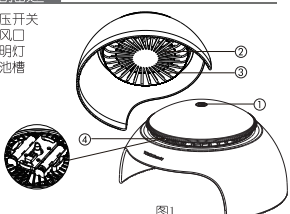


图1

使用方法:

为了确保本产品的正确操作, 使用前请仔细阅读以下说明: 电池使用时间约为1.5小时。

- ※ 电池使用时间约为2小时左右。
- ※ 请打开按压开关, 按电池槽内正负极指示装入2节7号电池 (本产品包装内不含电池)。(图2)




图2

使用技巧

- 使用过程中注意旋转手指或脚趾, 以均匀风干、指甲正侧面。
- 请勿涂抹过厚指甲油, 以防美甲效果不佳。

日常使用方法

- 轻轻按下顶部按压开关, 开启风干美甲功能 (图3)。
- 请将手指或脚趾平放至通风口下, 注意伸入进去合适的深度。
- 使用完毕后, 手指或脚趾离开通风口, 按压开关使之关闭。




图3

清洁和保养:

- 开始清洁之前, 确保产品电源已关闭。
- 切勿将本产品浸入水中清洗, 可自行拆卸的配件可单独清理。
- 可用干净清洁布或拧干的湿布清洁产品表面。
- 切勿在本产品上使用任何润滑油、清洁剂、抛光剂或空气清新剂。

存放:

不要将设备放在潮湿或潮湿的地方。如果您打算长时间使用本设备, 请取出电池并妥善存放本设备。

回收:

干电池有可能污染环境的物质。弃置本产品时, 请将电池取出, 请勿将其与一般生活垃圾扔在一起, 应将其交给指定的回收中心, 这样做有利于环保。

服务:


1. 故障排除

症状	故障原因	处理方法
产品不能正常工作	电量不足或耗尽 电池安装有误	请根据产品说明书为产品更换电池 请根据电池槽内标识正确安装电池
其他故障		请向当地经销商咨询

注: 如按以上方法处理后仍无法正常工作, 请停止使用, 并向当地经销商咨询。


2. 保修与服务

如果您需要服务或信息, 或者有任何疑问, 请访问TOUCHBeauty官方网站www.touchbeauty.com 您也可以与您所在国家/地区的经销商进行联系。 全国服务热线: 400-1191-180



合格证

制造商: 道美健康 (深圳) 科技股份有限公司
地址: 广东省深圳市南山区粤海街道海德三道195号
天利中央商务广场 (二期) B2901

版本号	变更内容				修订人	日期
A0						
A1						
A2						
A3						
A4						
A5						
审 核						
	产品专员	标准工程师	文案策划中文	文案策划英文	包装设计师	日期
审核具体内容	产品描述/使用前准备/使用方法/清洁保养(文案、图片、条码)	注意事项、产品规格、认证标志、存放、回收、故障排除	语言润色、错别字、标点符号及格式纠正 (文案、图片、地址)	语言润色、错别字、标点符号及格式纠正 (文案、图片、地址)		
确认盖章						20210510
版本号	A0					
注: 如有不用盖章的文件, 请对应工程师在自己盖章的部份画上斜杠						

名称: TB-2130说明书64.21300.0004
 尺寸: 250*100MM
 材质: 80g书写纸
 颜色: 双面单黑
 其他: 折法是左右对折3次: 50*100mm(成品)